

APPLICABLE TO:

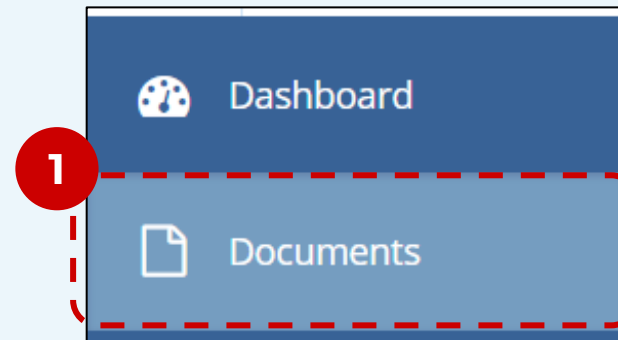
- Admin
- Manager
- Editor
- Reader
- eTMF
- eISF

Machine Translation can provide users with a basic understanding on a document originally filed in languages they do not dominate, allowing them to potentially process the document instantly, and saving time compared to awaiting a translated version of the document to be filed independently.



Machine Translation must be enabled in room settings first, and its use will only be possible with PDF documents that have been through the OCR process.

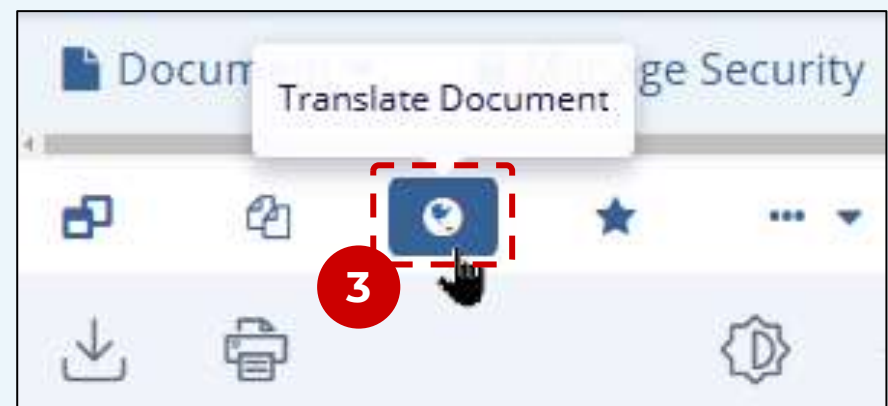
- 1 Navigate to the **Documents** module.



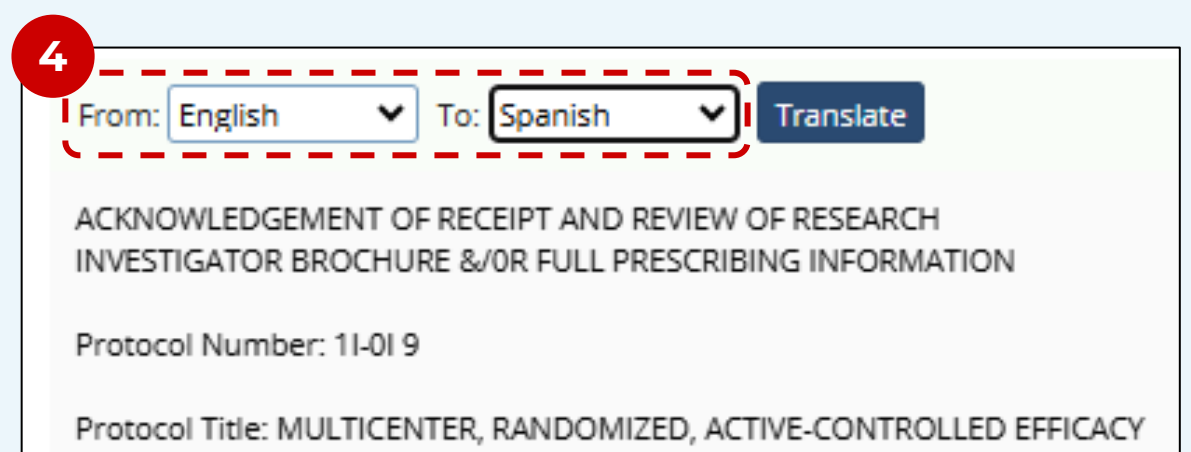
- 2 Locate the document you wish to translate, and enter **Document View**.



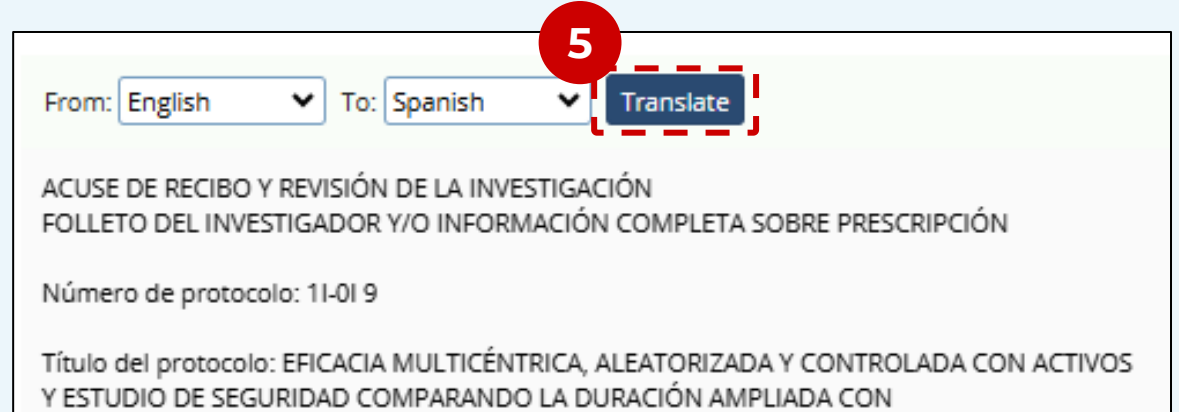
- 3 In the ribbon above the document, click **Translate Document**.



- 4 Select the **language pair** for translation.



5 Click the **Translate** button to display the document text in the target language.



6 You can **download** the translated text clicking the button located at the right of the dialog box.

